

Series 200 Adjustable Security Hanger for Security Installations


Series 200 Hook-Ups!

Hook-Ups! adjustable security picture hangers are a very flexible and versatile hanging system. As with all **Hook-Ups!**, these security hangers are designed to work on wood or metal frames. They attach to each side of the frame to form a secure, wireless, two-point mounting system that will safely hold artwork weighing up to 100 pounds. The patented design allows artwork to be leveled easily without removing the item from the wall.


Use Series 200 Security **Hook-Ups!** when you need the adjustable, heavyweight features and protection from theft or earthquakes. Series 200 Security **Hook-Ups!** use an industry-standard T-screw as the security locking device.

Installing Hook-Ups! on Frames is Easy

On Wood Frames: **Hook-Ups!** install on each side of the frame, positioned about two inches from the top of the frame. Just use regular wood screws to secure each bracket to the frame.



On Metal Frames: Insert set screws into the threaded holes in the brackets. Slip each bracket into the frame channel about two inches below the top and tighten the set screws.




Using Series 200 Hook-Ups!




Step 1: Install two anchors into the wall spaced the same distance as the brackets mounted on the frame. Screw the T-screws into anchors, leaving the "T" portion vertical.

Step 2: Slip the rectangular lugs over each T-screw. This will hold the artwork firmly at two points.



Empty frame for illustration



Step 3: Insert a small wrench onto the T-screw and rotate one quarter turn so that the "T" is horizontal, locking the hanger.

Step 4: Level the frame by simply reaching behind and rotating the knurled adjusters. There is no need to remove the artwork from the wall to adjust it level.

Ordering Information

- Series 200 Hook-Ups!** adjustable security hangers are available in two convenient forms:
- Order **Part #213 - Individually packaged pair** complete with mounting hardware for both wood and metal frames, T-screws, and plastic wall anchors.
 - Order **Part #200 - Bulk packaged pairs** of just the hangers. Screws to attach hangers to the frames, locking T-screws, and wall anchors must be purchased separately.

STUART INDUSTRIES
24328 S. Vermont Ave., Suite 239
Harbor City, CA 90710

INNOVATIVE PRODUCTS FOR THE PICTURE FRAMING INDUSTRY
888-325-7976 Tel/Fax
www.stuartindustries.com